

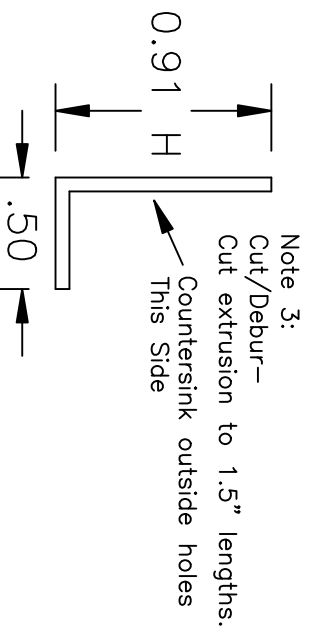
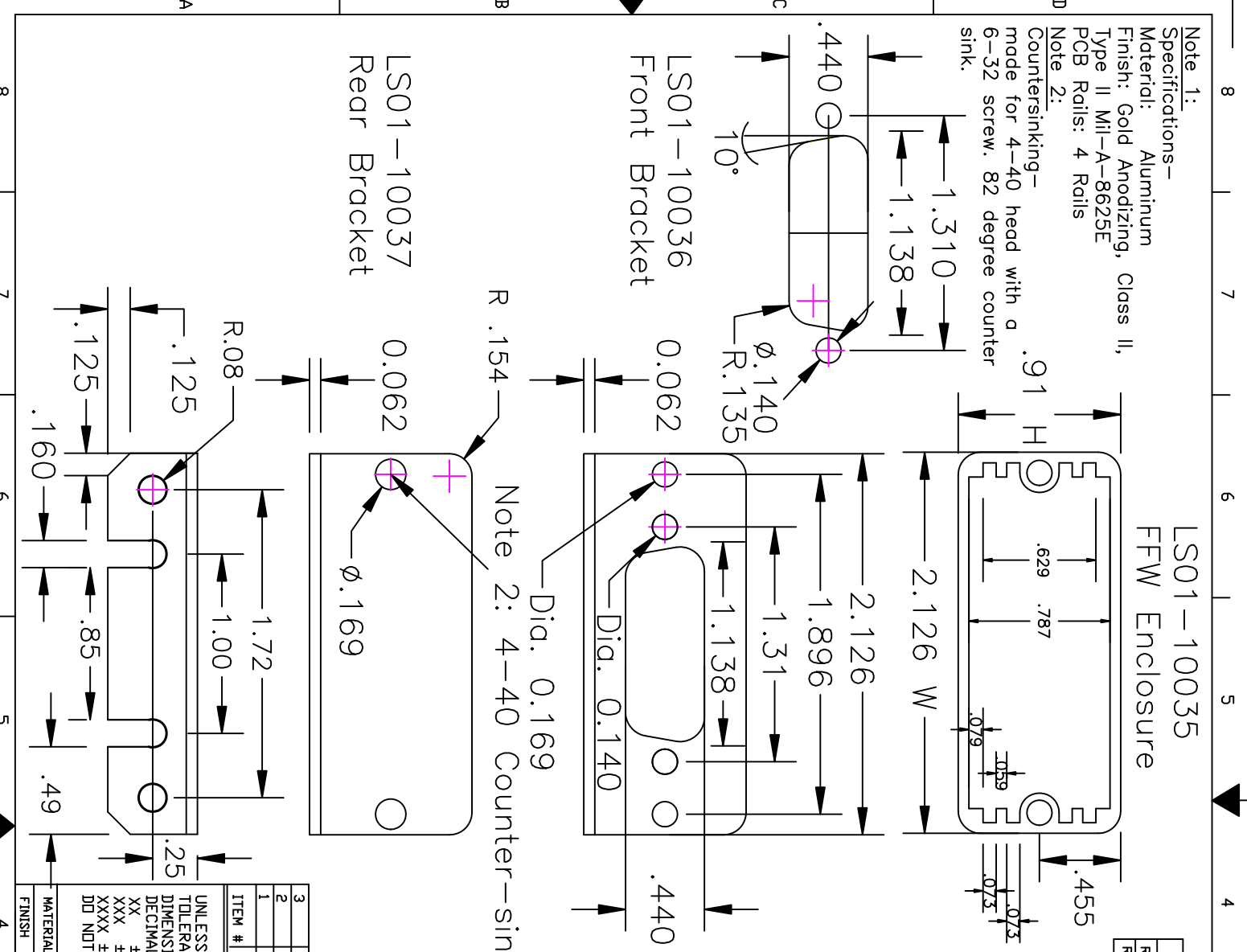
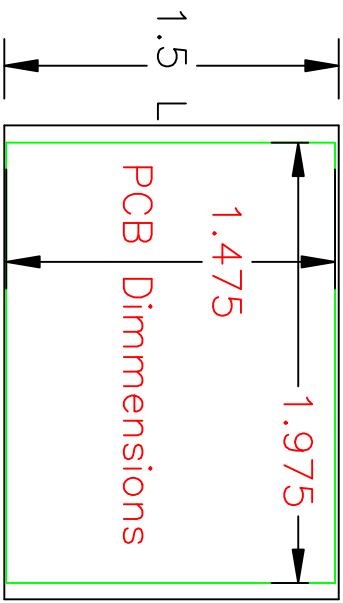
Note 1:
 Specifications—
 Material: Aluminum
 Finish: Gold Anodizing, Class II,
 Type II Mil-A-8625E
 PCB Rolls: 4 Rolls

Note 2:
 Countersinking—
 made for 4-40 head with a
 6-32 screw. 82 degree counter
 sink.

LS01-10035
 FFW Enclosure

REV	ECN #	ZONE	DESCRIPTION OF CHANGE(S)	DATE	APPROVED
REV-0	N/A	N/A	Initial Release	1-19-12	JRM
REV-1	N/A	N/A	D sub cut-out enlarged	5-3-12	JRM

REVISION BLOCK



ITEM #	QTY.	PART NO.	DESCRIPTION
3	1	LS01-10037	Enclosure, Bracket - Fan Failure Warning (REAR)
2	1	LS01-10036	Enclosure, Bracket - Fan Failure Warning (FRONT)
1	1	LS01-10035	Enclosure, Fan Failure Warning

UNLESS NOTED OTHERWISE
 TOLERANCE BLOCK:
 DIMENSIONS ARE IN INCHES
 DECIMALS ±1° ANGULAR

PROPRIETARY
 THIS DOCUMENT AND THE
 DATA DISCLOSED HEREWITH
 IS NOT TO BE REPRODUCED,
 USED, OR DISCLOSED IN
 ANY MANNER WITHOUT WRITTEN
 AUTHORIZATION FROM
 LONE STAR AVIATION, INC
 LINE STAR AVIATION, INC



MATERIAL	Alum 5052, .063	DRAWN BY	L. DAVIS	DATE	1-19-12
FINISH	NOTE 1	APPROVED BY	JRM	DATE	1-19-12
TITLE		SIZE	DRAWING NO.	REV	
Fan Failure Enclosure		A	LS01-10035	1	
SCALE		COMP. FILE	SHEET 1 OF 2		