


RIVET NUT TOOLS – TAPE MEASURES


L-6000 RIVET NUT SPEED DRIVER

 This tool is designed for light production and features high speed push-pull, smooth, spiral action. Sized #4 through #10 adequate for brass, aluminum, and steel. Sized #4 through #8 adequate for stainless steel. Provides easy on-and-off threading of rivet nut with push-pull knob. Adjustable anvil for different length rivet nuts. Made in U.S.A. The C-6000 Speed Header is available for Rivet Nuts with the following thread sizes:

6-32 P/N 12-12600 8-32..... P/N 12-12700
10-32 P/N 12-12800 1/4-28..... P/N 12-12900

CONVERSION KIT - For changing speed header to a different Rivet Nut thread size. Order by P/N .
6-32 Kit P/N 12-13000 8-32 Kit P/N 12-13100
10-32 Kit .. P/N 12-13200 1/4-28 Kit . P/N 12-13300

C-845 ECONOMY RIVET NUT TOOL

 Model L-845 wrench type Rivet Nut tool is for field repair & experimental use. Adequate for aluminum, brass, steel, and stainless. Made in U.S.A. Order by part number.

Available in following thread sizes:

6-32 P/N 12-13400..... 8-32 P/N 12-13500
10-24 P/N 12-13600..... 10-32 P/N 12-13700
1/4-20 P/N 12-13800..... 1/4-28 P/N 12-13900


L722 WRENCH TYPE RIVET NUT TOOL



L722 Wrench Type Rivet Nut installation tool for the larger size fasteners 5/16" up to 1/2", tool comes with long arm allen wrench with plastic handle for easy installation.

Description	Part No.	Price
Wrench Type Header 5/16-18	12-00920	---
Wrench Type Header 3/8-16	12-00922	---
Wrench Type Header 1/2-13	12-00927	---
Wrench Type Header M10	12-00930	---
Wrench Type Header 5/16-24	12-00921	---
Wrench Type Header 3/8-24	12-00926	---
Wrench Type Header 1/2-20	12-00928	---


L-1000 ECONOMY HAND RIVET NUT TOOL

 The L-1000 economy hand Rivet Nut tool is recommended for slotted rivet nut fasteners. Adequate for aluminum, brass, steel and stainless steel fasteners. Made in U.S.A.

Order by part number. L-1000M is same tool, except in metric sizes.

Model	Thread Size	Part No.	Price Ea.
L-1000	(60-32)	12-13645	---
L-1000	(8-32)	12-13650	---
L-1000	(10-32)	12-13655	---
L-1000M	(M6)	12-13675	---


BLIND RIVET REMOVAL TOOL

 This rivet removal tool allows you to remove those stubborn Pop, Avdel, Cherry-Q, and other blind rivets. The serrated nosepiece fits over any button head, round head, or universal head rivet and locks in place to keep it from spinning as it's being drilled out. It will also remove solid rivets. Includes adapters to remove 3/32", 1/8", 5/32", and 3/16" rivets.

Note: Not for use with steel rivets


Red P/N 12-03368
Blue P/N 12-05534

RIV-NUT PULLERS


 The Riv-Nut Puller was designed for installation of steel and aluminum rivet-nuts. High speed, push-pull action. Available in sizes 6/32, 8/32, and 10/32.

Rivet Nut Puller 6-32 P/N 12-02886
Rivet Nut Puller 8-32 P/N 12-02887
Rivet Nut Puller 10-32 P/N 12-02888
Rivet Nut Puller Conversion Kit 8-32 P-N 12-02880
Rivet Nut Puller Conversion Kit 10-32 P/N 12-02881
Rivet Nut Puller 6-32 w- 2 Conversion KitS..... P/N 12-02885
Rivet Nut Stem Replacement 6-32 P/N 12-02889
Rivet Nut Stem Replacement 8-32 P/N 12-02890
Rivet Nut Stem Replacement 10-32 P/N 12-02891
Rivet Nut Puller Conversion Kit 8-32 P/N 12-02880
Rivet Nut Puller Conversion Kit 10-32 P/N 12-02881
Rivet Nut Puller 6-32 w- 2 Conversion Kit P/N 12-02885


HEAVY DUTY RIVET CUTTER

 This high quality, durable rivet cutter features all steel construction and cuts 1/16" to 1/4" diameter rivets. It is adjustable for 1/4" to 3/4" long rivets.
P/N 12-16840


RIVET CUTTER

 This handy rivet cutter, w/ 2 hardened blades, cuts rivets of any standard dia. from 3/32" to 3/16" without burring. The length of the cut rivet can be varied from 3/16" to 5/8" by means of 8 adjustable leaves attached to the cutting head. Plastic coated grips. Wt. 2 lbs.
P/N 12-00200


LUFKIN METRIC/INCH TAPE MEASURE

 LUFKIN NO. W9210ME Has 1/2" blade, 3 meters long (equal to about 10 ft.). Markings are on one side only, with millimeters on upper edge and inches to 16ths on lower edge. White faceP/N 12-19700


STANLEY DECIMAL INCH TAPE MEASURE

 This 12-ft. steel tape measure with 1/2" blade is graduated in tenths & hundredths of inches and also in fractions of inches (32nds). Very handy for all aircraft construction. A must for building composite aircraft.P/N 33-272


SMART TOOL DIGITAL INCLINOMETER

 Smart Tool is a unique digital inclinometer with up to 0.1° of repeatable accuracy. Measures and displays any angle through 360°, and readings can be relative to any angle. Smart level even calculates complicated slope measurements in either percent or inches per foot. It is sunlight viewable, features 3 sensitivity settings, and has 120-hour battery life with auto shut-off. Powered by any 9V battery.
Smart Tool in 24" rail.....P/N 12-21365
Smart Tool in 48" rail.....P/N 12-21370


INSTANT MAGNETIC ANGLE FINDER

 Measuring angles is a snap with Johnson's magnetic angle locator. It features a high-impact molded body and an extra-strong ceramic magnet that sticks to ferrous metal surfaces, while the v-groove edges fit perfectly onto pipe and conduit. Easy to read increments show 0-90° in all four quadrants on the durable acrylic lens, and the sides are marked with length graduations for convenience - one leg shows inch graduations while the other leg shows metric graduations.P/N 12-14800


DIGITAL PROTRACTOR/LEVEL ND-81

 Full 360-degree measuring range with maximum resolution and accuracy of 0.1 degree. Simple 30 second calibration procedure using only the top flat edge of a table or desk. Alternate zero button to set zero starting point at any angle (commonly used for aileron, flap and elevator rigging). Display hold button to freeze reading when measuring in tight spaces. Readout stays upright even when protractor is upside down.
P/N 12-02651


PRO 360 DIGITAL PROTRACTOR

 The Pro 360 Digital Protractor is a revolutionary measuring tool that provides an immediate, digital reading of all angles in a 360° circle. The machined aluminum frame is a rigid, light weight, ultra-precise platform that allows the state-of-the-art sensor and its microprocessor circuit to provide unsurpassed accuracy throughout the Protractor's 360° range. Typical used by aircraft builders, maintenance personnel and airport operators.
P/N 12-20125

PRO 3600 DIGITAL PROTRACTOR

 The PRO-3600 is accurate to 0.01° and has an RS-232 compatible serial port for a computer interface and SPC records keeping.P/N 12-00759

ATS-360 DIGITAL PROTRACTOR

 It provides absolute measurement as well as relative measurement. 2.75" wide by 1.50" high LCD screen. Can convert between angles and slopes; Accurate to within .05 degreesP/N 12-04967